

Mācību materiāli 6-7 gadu veciem bērniem

Valoda	Matemātika	Tehnoloģiju joma																																																	
<p>1. Ieraksti lodziņā trūkstošos burtus.</p> <div style="display: flex; align-items: center; margin-bottom: 10px;"> <div style="border: 1px solid black; padding: 2px 10px; display: flex; gap: 5px;"> A J A </div> </div> <div style="display: flex; align-items: center; margin-bottom: 10px;"> <div style="border: 1px solid black; padding: 2px 10px; display: flex; gap: 5px;"> I E </div> </div> <div style="display: flex; align-items: center; margin-bottom: 10px;"> <div style="border: 1px solid black; padding: 2px 10px; display: flex; gap: 5px;"> O A </div> </div> <div style="display: flex; align-items: center;"> <div style="border: 1px solid black; padding: 2px 10px; display: flex; gap: 5px;"> B A </div> </div> <p>2. Izgriez nepieciešamās zilbes un pie attēliem izveido atbilstošo vārdu.</p> <div style="text-align: center; margin: 10px 0;"> </div> <table border="1" style="margin: 0 auto; border-collapse: collapse; text-align: center; font-size: 8px;"> <tr><td>ŠĪ</td><td>PI</td><td>BA</td><td>DA</td><td>MA</td></tr> <tr><td>KLE</td><td>DUM</td><td>NA</td><td>IE</td><td>PUZ</td></tr> <tr><td>SĀ</td><td>RA</td><td>PA</td><td>GO</td><td>MĪ</td></tr> <tr><td>CIS</td><td>PUM</td><td>KAS</td><td>TE</td><td>GA</td></tr> <tr><td>BUM</td><td>LID</td><td>ČI</td><td>LE</td><td>LA</td></tr> </table> <p>3. Savieno attēlu, ar atbilstošu nosaukumu.</p> <div style="display: flex; align-items: center; margin-top: 10px;"> <div style="border: 1px solid black; padding: 2px 10px; margin-bottom: 5px;">PAKTE</div> </div> <div style="display: flex; align-items: center; margin-bottom: 5px;"> <div style="border: 1px solid black; padding: 2px 10px; margin-bottom: 5px;">SAILE</div> </div> <div style="display: flex; align-items: center; margin-bottom: 5px;"> <div style="border: 1px solid black; padding: 2px 10px; margin-bottom: 5px;">LAPA</div> </div> <div style="display: flex; align-items: center; margin-bottom: 5px;"> <div style="border: 1px solid black; padding: 2px 10px; margin-bottom: 5px;">SAULE</div> </div> <div style="display: flex; align-items: center; margin-bottom: 5px;"> <div style="border: 1px solid black; padding: 2px 10px; margin-bottom: 5px;">SNĒGS</div> </div> <div style="display: flex; align-items: center;"> <div style="border: 1px solid black; padding: 2px 10px; margin-bottom: 5px;">RAKETE</div> </div>	ŠĪ	PI	BA	DA	MA	KLE	DUM	NA	IE	PUZ	SĀ	RA	PA	GO	MĪ	CIS	PUM	KAS	TE	GA	BUM	LID	ČI	LE	LA	<p>1. Veic aprēķinus 10 apjomā.</p> <table border="1" style="margin: 10px auto; border-collapse: collapse; text-align: center; font-size: 8px;"> <tr><td>3+2=</td><td>2+8=</td><td>8+5=</td></tr> <tr><td>5+3=</td><td>8+9=</td><td>5+5=</td></tr> <tr><td>5+7=</td><td>3+1=</td><td>1+1=</td></tr> <tr><td>3+3=</td><td>9+5=</td><td>3+4=</td></tr> <tr><td>6+2=</td><td>4+2=</td><td>8+1=</td></tr> <tr><td>2+1=</td><td>2+2=</td><td>7+4=</td></tr> <tr><td>6+6=</td><td>6+7=</td><td>5+4=</td></tr> <tr><td>8+3=</td><td>6+3=</td><td>2+7=</td></tr> </table> <p>2. Salīdzini lielāks, mazāks, vienāds.</p> <div style="display: flex; justify-content: space-around; margin: 10px 0;"> <div style="text-align: center;">7 <input type="text"/> 6</div> <div style="text-align: center;">2 <input type="text"/> 3</div> </div> <div style="display: flex; justify-content: space-around; margin: 5px 0;"> <div style="text-align: center;">8 <input type="text"/> 8</div> <div style="text-align: center;">6 <input type="text"/> 9</div> </div> <div style="display: flex; justify-content: space-around; margin: 5px 0;"> <div style="text-align: center;">4 <input type="text"/> 5</div> <div style="text-align: center;">5 <input type="text"/> 2</div> </div> <div style="text-align: center; margin: 10px 0;"> </div> <p>3. Aprēķini un izkrāso.</p> <div style="text-align: center; margin: 10px 0;"> </div> <div style="display: flex; justify-content: center; margin: 5px 0;"> </div>	3+2=	2+8=	8+5=	5+3=	8+9=	5+5=	5+7=	3+1=	1+1=	3+3=	9+5=	3+4=	6+2=	4+2=	8+1=	2+1=	2+2=	7+4=	6+6=	6+7=	5+4=	8+3=	6+3=	2+7=	<p>Noskaties sižetu pasaku un atbildi uz dotajiem jautājumiem Links, uz sižetu:</p> <p style="color: blue; text-decoration: underline;"> Pasaka ar uzdevumiem! Pasakas ar prieku! "Zem sēnītes." - YouTube </p>
ŠĪ	PI	BA	DA	MA																																															
KLE	DUM	NA	IE	PUZ																																															
SĀ	RA	PA	GO	MĪ																																															
CIS	PUM	KAS	TE	GA																																															
BUM	LID	ČI	LE	LA																																															
3+2=	2+8=	8+5=																																																	
5+3=	8+9=	5+5=																																																	
5+7=	3+1=	1+1=																																																	
3+3=	9+5=	3+4=																																																	
6+2=	4+2=	8+1=																																																	
2+1=	2+2=	7+4=																																																	
6+6=	6+7=	5+4=																																																	
8+3=	6+3=	2+7=																																																	

1. Uzdevums valodas joma

2. IERAKSTI LODZIŅOS TRŪKSTOŠOS BURTUS!




	Ā	J	
--	---	---	--



		L	
--	--	---	--

3.



		O		
--	--	---	--	--




		B	A		
--	--	---	---	--	--


2. uzdevums valodas joma

IZGRIEZ NEPIECIEŠAMĀS ZILBES UN PIE ATTĒLIEM IZVEIDO ATBILSTOŠO VĀRDU!

ŠĪ	PI	BA	DA	MA
KLU	DUM	NA	LE	PUZ
ŠĀ	RA	PA	GO	MĪ
CIS	PUM	KAS	TE	GA
BUM	LID	ČI	LE	LĀ




3.uzdevums valodas joma



PAKTE

SAILE



LAPA

SAULE



SNIEGS

RAKETE

SALA



LIETUS

AULA



LAPSA

LAPI

1. Uzdevums matemātikas joma

$3+2=$ <input type="text"/>	$2+8=$ <input type="text"/>	$8+5=$ <input type="text"/>
$5+3=$ <input type="text"/>	$8+9=$ <input type="text"/>	$5+5=$ <input type="text"/>
$5+7=$ <input type="text"/>	$3+1=$ <input type="text"/>	$1+1=$ <input type="text"/>
$3+3=$ <input type="text"/>	$9+5=$ <input type="text"/>	$3+4=$ <input type="text"/>
$6+2=$ <input type="text"/>	$4+2=$ <input type="text"/>	$8+1=$ <input type="text"/>
$2+1=$ <input type="text"/>	$2+2=$ <input type="text"/>	$7+4=$ <input type="text"/>
$6+6=$ <input type="text"/>	$6+7=$ <input type="text"/>	$5+4=$ <input type="text"/>
$8+3=$ <input type="text"/>	$6+3=$ <input type="text"/>	$2+7=$ <input type="text"/>

2.uzdevums matemātikas joma

$7 \square 6$


$2 \square 3$

$8 \square 8$

$6 \square 9$

$4 \square 5$

$5 \square 2$



3.uzdevums matemātikas joma

