
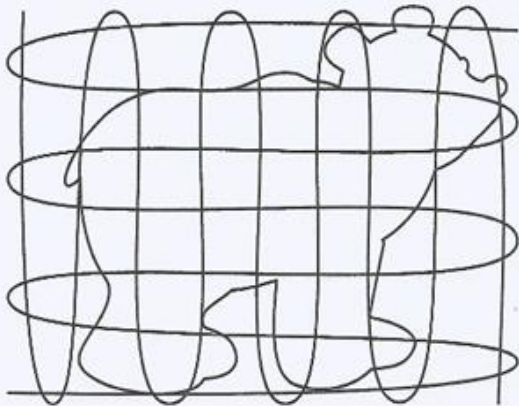




UZMANĪBA

Izkrāso to figūru, kas paslēpusies katrā no šiem attēliem!



Skaitām līdz pieci!



Avots: <https://meeko-kid.lv/izprintejamas-uzdevumu-lapas-pasiem-mazakajiem/>

Savec līnijas!

Handwriting practice sheet with four rows of tracing exercises. Each row consists of two horizontal lines. A vertical red line is on the left side of the first two rows.

- Row 1: A series of connected, rounded, U-shaped curves. A red arrow on the left indicates the starting point and direction.
- Row 2: A series of connected, rounded, U-shaped curves. A red arrow on the left indicates the starting point and direction.
- Row 3: A series of connected, rounded, arch-like shapes. Two red arrows on the left indicate the starting points and directions.
- Row 4: A series of connected, rounded, arch-like shapes. Two red arrows on the left indicate the starting points and directions.

On the left side, there are four cartoon tomatoes with different facial expressions, each aligned with a row of tracing exercises:

- Red tomato with a happy face (smile) aligned with the first row.
- Pink tomato with a neutral face aligned with the second row.
- Grey tomato with a sad face (frown) aligned with the third row.
- Dark green tomato with a very sad face (frown) aligned with the fourth row.